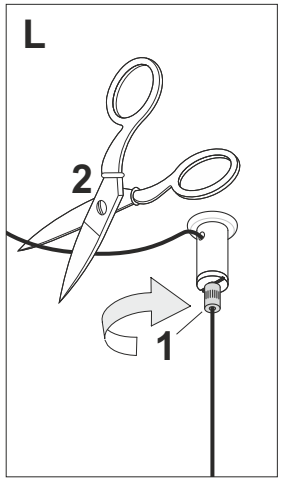

Regolazione della luce
Breve pressione per accendere e spegnere. Pressione prolungata per regolare l'intensità luminosa. Il raggiungimento della massima intensità è segnalato da un singolo lampeggio.
Per un nuovo comando di accensione, regolazione o spegnimento, rilasciare e dare nuovamente il comando desiderato.

Light regulation
Short push to turn on and off; longer push to dimm light intensity.
A single flashing indicates that max power has been reached .
To give a new input (on, off or dimmering), release and push again for the new command.

Direzione della luce - direction of the light

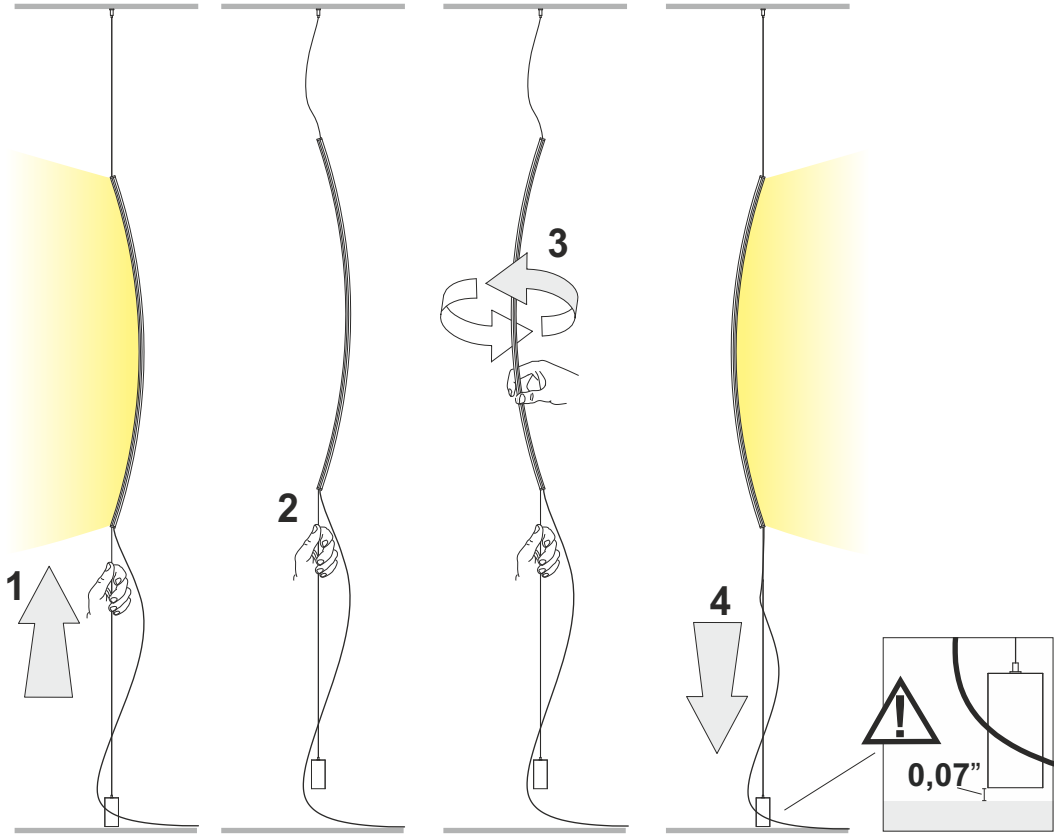

Rev 04-2021

LANCIA DI ACHILLE

design: P. Pepere

made in Italy

U1567

~50/60Hz

/W - LED	19,5W 2486lm	4000K
/WW - LED	19,5W 2222lm	3000K
/XW - LED	19,5W 2079lm	2700K

Solo l'uso corretto delle istruzioni garantisce la sicurezza dell'apparecchio:
E' NECESSARIO CONSERVARLE
Disinserire la tensione prima di ogni intervento sull'apparecchio. Per un corretto montaggio vedere lo schema allegato.

This equipment is guaranteed only if used as indicated in these instructions:
PRESERVE THIS INSTRUCTIONS
Before any operation on this equipment, disconnect the power supply.
For a correct assembling see the here enclosed diagram.

La sécurité de l'appareil n'est garantie que par le respect des instructions suivantes.
IL EST NECESSAIRE LES CONSERVER
Disjoindre le courant de reseau avant tout operation sur l'appareil. Pour le montage suivre le schéma ici-joint.

Nur bei Befolgung der nachfolgenden Anweisungen, ist die Sicherheit des Gerats gewahrleistet.
AUFBEWAHREN SIE BITTE DIE ANWEISUNGEN
Abschalten die Netzspannung vor Ausweshlsen der lampe. Fur eine einwaldfrei Montage siehe Beigefutges.

Solamente el correcto cumplimiento de las instrucciones puede garantizar la seguridad del aparato:
ES NECESARIO CUMPLIRLAS.
Desconectar la tensión antes de cualquiera intervención en el aparato. Para un ensamblaje correcto, consultar el esquema adjunto.

	Questo prodotto non deve essere smaltito come rifiuto municipale misto, effettuare una raccolta separata. This product must not be discarded as the responsibility of the City sanitation department, it must be gathered together separatily and discarded. Ce produit ne doit pas etre mis avec les ordures municipales, il faut effectuer un ramassage séparé. Dieses Produkt darf nicht als Gemeindekehricht entsorgt werden. Entsorgung muss getrennt erfolgen. Este producto no puede ser desechado como basura municipal mixta, efectuar recogida selectiva.
F	Apparecchio adatto ad essere installato su superfici normalmente infiammabili. Appareil pouvant être installé sur des surfaces normalement inflammables. Fixture ready for mouting on normally inflammable surfaces. Apparat, der auf normal entflammbare Oberflächen angebracht werden kann. Aparato idóneo para ser utilizado en superficies normalmente inflamables.
	Apparecchio in Classe II, munito di isolamento doppio o rinforzato. Fixture on Class II, with double or reinforced insulation. Appareil en Classe II, equipé double d'isolation. Gerät, Klasse II, mit doppelter oder verstärkter Isolierung. Aparato de clase II, con aislamiento doble o reforzado.

EGOLUCE s.r.l. - via I. Newton, 12 - 20016 Pero, Milano - Italy
Tel. +39 02339586.1 - Fax +39 023535112 - **www.egoluce.com** info@egoluce.com

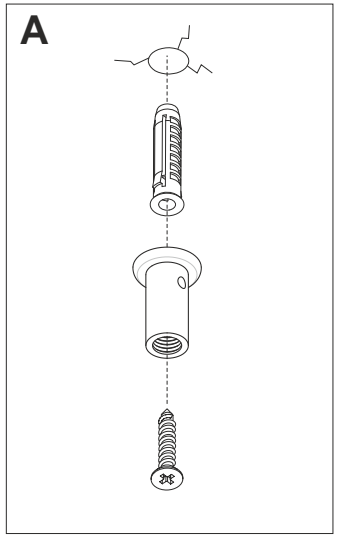
A

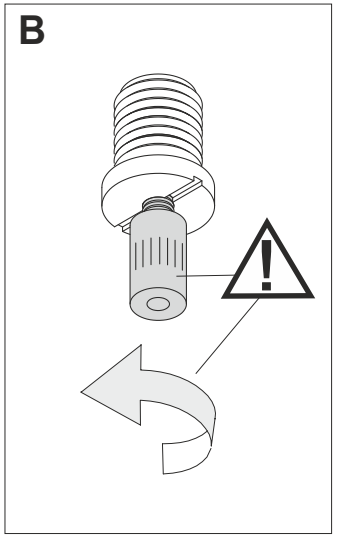
B

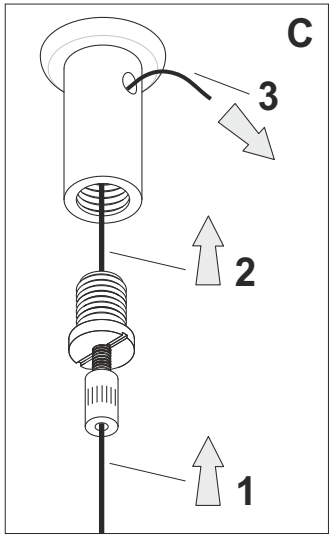
C
3
2
1

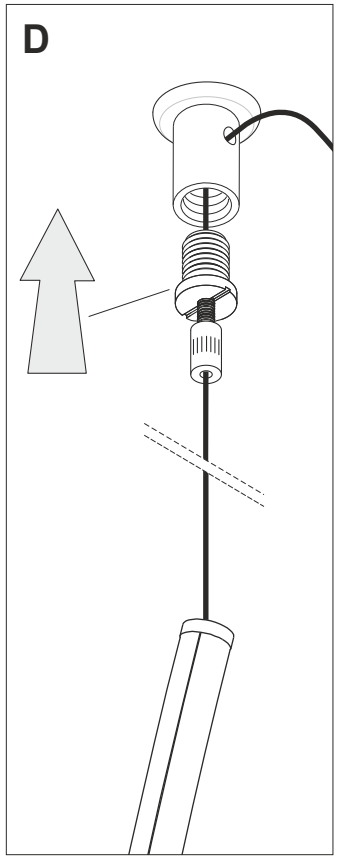
D

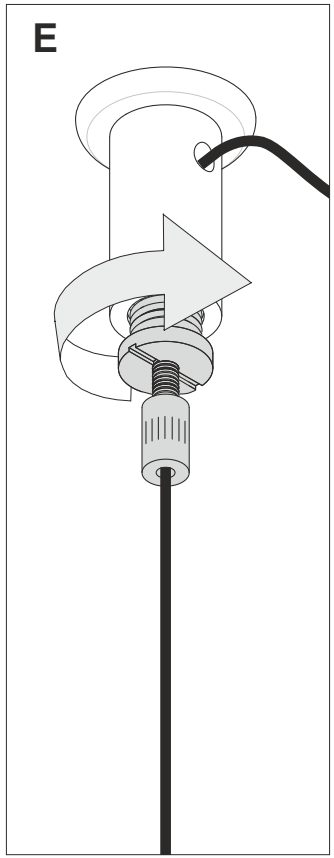
E

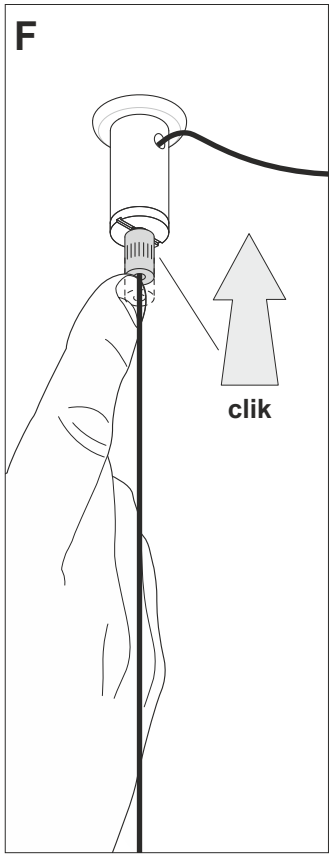
F
clik

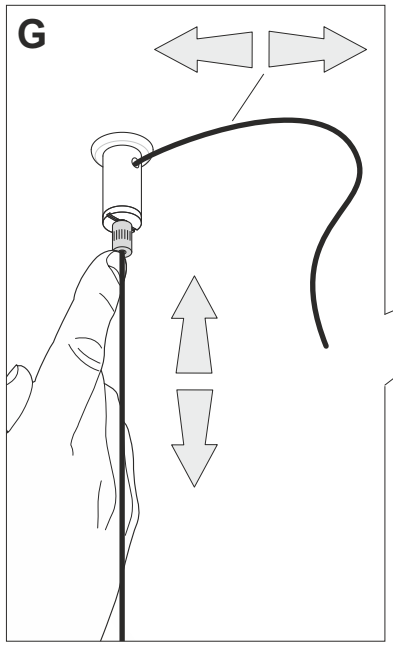
G

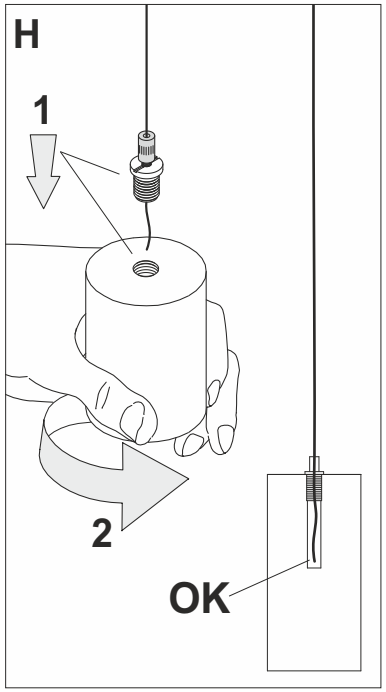
H
1
2
OK

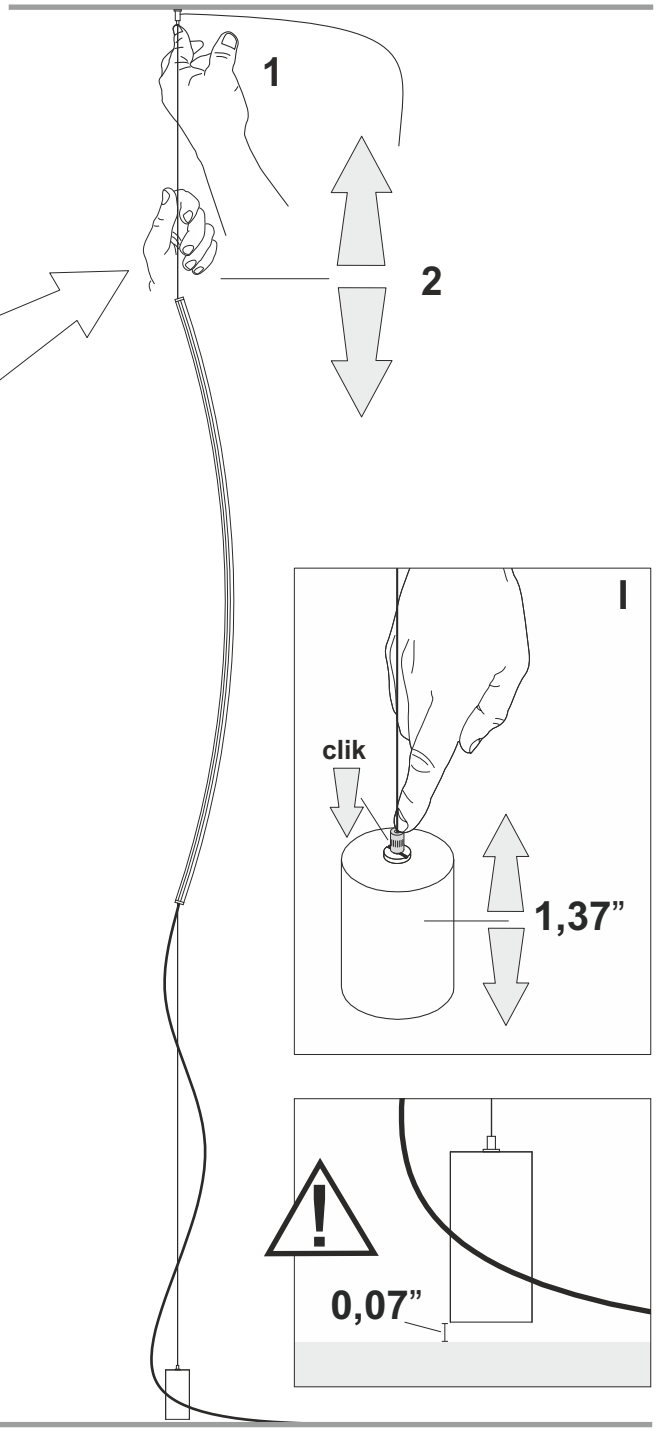
1
2
I
clik
1,37”
0,07”