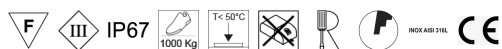


ZEPPELIN ADJUSTABLE

Design ABS Studio



 INCASSO PLAFONE PARETE TERRA

Codice **6411**

Descrizione Faretto orientabile da incasso calpestabile IP67 con flangia tonda in acciaio INOX AISI 316L, dissipatore in alluminio, aperture ottiche di 11°, 25° e 45° e cavo in neoprene da 30 cm.

Anno di produzione 2013


Tipologia incasso plafone parete terra,

Materiale INOX AISI 316L

Emissione Luce *diretta*

Grado IP 67

Allimentazione 500mA - 2,9Vdc

Finiture **.33**  Acciaio satinato

Sorgente luminosa
/W 1.5W 221lm 4000K
/WW 1.5W 210lm 3000K
/XW 1.5W 199lm 2700k

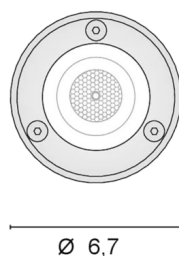
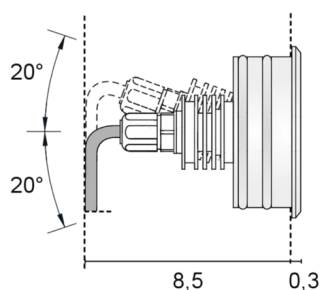
Peso netto 0,22 kg



30 cm



6,00 cm



 6 cm

ACCESSORI

ZEPPELIN ADJUSTABLE



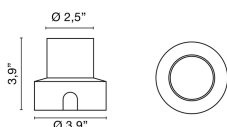
Design ABS Studio



Kit cassaforma drenante + connettore IP Kit draining junction box + IP connector Kit: Cassaforma drenante Zeppelin Maxi + connettore IP

0230

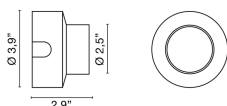
0,00 kg



Cassaforma a parete Wall plastic Box Cassaforma a parete

0232

0,00 kg



Accessorio per montaggio su cartongesso Spring for plasterboard Molla per ZEPPELIN ADJUSTABLE

0238

0,04 kg



Driver 350 mA 1-6 Spot

0125

0,02 kg



Driver 500 mA 1-6 Spot led driver in corrente continua 500mA

0127

0,00 kg





Multi-power dimmable driver PUSH - 1....10V, 2-11 Spot led driver dimmerabile multipower in corrente continua

0141/DIM
.DIM DIM

0,00 kg



Multi-power DALI dimmable driver, 2-11 Spot led driver dimmerabile DALI multipower in corrente continua

0141/DALI
.DALI DALI

0,00 kg



Multi-power dimmable driver PUSH - 1....10V, 1-21 Spot led driver dimmerabile multipower in corrente continua

0145

0,00 kg



Multi-power DALI dimmable driver, 1-21 Spot led driver dimmerabile DALI multipower in corrente continua

0145/DALI
.PUSH PUSH
.1-10V 1-10V
.DALI DALI

0,00 kg

Driver IP67 350 mA, 1-12 Spot

0031/IP

0,10 kg

Driver IP67 500 mA, 1-7 Spot

0143/IP

0,10 kg