





Spoon

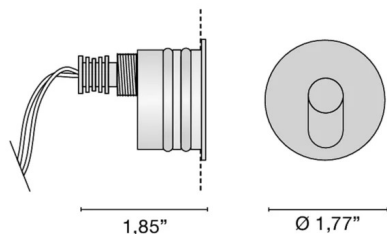
Design ABS Studio

EGOLUCE


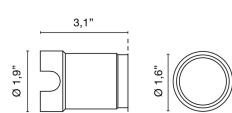

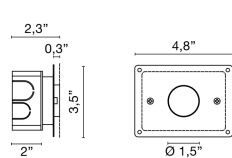






 INCASSO PLAFONE PARETE

Codice	6350
Descrizione	Faretto da incasso segnapasso tondo IP40 a luce asimmetrica dissipatore in alluminio anodizzato.
Anno di produzione	2008
Tipologia	incasso plafone parete,
Materiale	alluminio
Emissione Luce	<i>diretta</i>
Grado IP	IP40
Allimentazione	500mA - 2,9Vdc
Finiture	.01  Bianco .45  Alluminio anodizzato
Sorgente luminosa	/W 1.5W 221lm 4000K /WW 1.5W 210lm 3000K /XW 1.5W 210lm 2700k
Peso netto	0,15 lb
	7,87 inch
	1,50 inch



ACCESSORI

 	<p>Controcassa in materiale plastico</p>	<p>0217</p>	<p>0,00 lb</p>
 	<p>Kit: box + plaster traforato</p>	<p>0214</p>	<p>0,00 lb</p>
 	<p>led driver in corrente continua 500mA</p>	<p>0127</p>	<p>0,00 lb</p>
 	<p>led driver in corrente continua 350mA</p>	<p>0128</p>	<p>0,00 lb</p>

led driver dimmerabile multipower in corrente continua

0141/DIM

0,00 lb

.DIM DIM



led driver dimmerabile DALI multipower in corrente continua

0141/DALI

0,00 lb

.DALI DALI



led driver dimmerabile multipower in corrente continua

0145

0,00 lb



led driver dimmerabile DALI multipower in corrente continua

0145/DALI

0,00 lb

.PUSH PUSH

.1-10V 1-10V

.DALI DALI

